



# BEST

Bulding English Skill Talent



IPB Internasional Press  
Unit Penerbit dan Publikasi  
Institut Pariwisata dan Bisnis Internasional

Penulis:  
Dr. Kadek Ayu Ekasani, S.S., M.Hum  
Ni Luh Supartini, S.Pd., M.Pd

# **BEST**

## **(BUILDING ENGLISH SKILL TALENT)**

Dr. Kadek Ayu Ekasani, S.S., M.Hum.

Ni Luh Supartini, S.Pd. M.Pd.



**IPB INTERNASIONAL PRESS**  
**2022**

# BEST (Building English Skill Talent)

Dr. Kadek Ayu Ekasani, S.S., M.Hum.

Ni Luh Supartini, S.Pd., M.Pd.

Editor : Dr. Denok Lestari, S.S., M.Hum.

Desain cover & tata letak isi :

Ni Kadek Sintya LokaDevi & IPBI English Club

---

14,8 × 21 cm

Cetakan Pertama : Juli 2022

---

ISBN

978-623-88169-0-3

Hak cipta dilindungi Undang-Undang

Dilarang menerjemahkan, memfotokopi, atau

Diterbitkan oleh:



**IPB Internasional Press**

**Unit Penerbit dan Publikasi Institut Pariwisata dan Bisnis Internasional**

**Jalan Kecak No. 12, Gatot Subroto Timur, Denpasar-Bali 80239**

**Telp. 0361-426699 E-mail: [press@ipb-intl.ac.id](mailto:press@ipb-intl.ac.id)/ Website:**

**[www.ipb-intl.ac.id](http://www.ipb-intl.ac.id)**

**[Keanggotaan IKAPI No.030/Anggota Luar Biasa/ BAI/2021](#)**

## **FOREWORD**

**BEST (Building English Skill Talent)** is the result of community service activities (*Pengabdian Masyarakat*) carried out by the UKM English Club IPB International whose activities are carried out at SDN 2 Sibang Gede, Kecamatan Abiansemal, Kabupaten Badung. This book is intended for elementary school students who have English language skills at a basic or beginner level.

The purpose of this book is to build English language skills for elementary school

students by providing a basic introduction of English language. This book contains about how to introduce yourself, hobbies, family, and other things related to their surroundings. In addition, this book contains interesting pictures so the students are more interested in learning English.

Hopefully this book can be useful for elementary school students and for beginners who are learning English. Finally, we would like to thank IPB International especially the Vice-Rector III for Student Affairs in funding for the community service activity so it runs smoothly, to the Head of Belok Village, Petang District, Badung Regency, and the

Principal of SDN 2 Sibang Gede, who have given permission to carry out the activities as one of the applications of the Tri Dharma Perguruan Tinggi.

Denpasar, 18 Juli 2022

Authors

**Dr. Kadek Ayu Ekasani, S.S.,M.Hum.dan  
Ni Luh Supartini, S.Pd., M.Pd.**

## CONTENTS

<b>FOREWORD</b>	.....	<b>ii</b>
<b>CONTENTS</b>	.....	<b>v</b>
<b>UNIT I</b>	<b>Introducing Yourself</b> .....	<b>1</b>
<b>UNIT II</b>	<b>My Hobby</b> .....	<b>5</b>
<b>UNIT III</b>	<b>What Color Is This?</b> .....	<b>13</b>
<b>UNIT IV</b>	<b>What Fruit It is?</b> .....	<b>18</b>
<b>UNIT V</b>	<b>My Body Parts</b> .....	<b>24</b>
<b>UNIT VI</b>	<b>Animals</b> .....	<b>28</b>
<b>UNIT VII</b>	<b>My Family</b> .....	<b>33</b>
<b>UNIT VIII</b>	<b>Number</b> .....	<b>37</b>
<b>UNIT IX</b>	<b>What are you doing?</b> .....	<b>42</b>
<b>UNIT X</b>	<b>Where is my pencil?</b> .....	<b>50</b>
<b>UNIT XI</b>	<b>Transportation</b> .....	<b>56</b>
<b>UNIT XII</b>	<b>What is your Occupation?</b> .....	<b>62</b>
<b>UNIT XIII</b>	<b>The Elephant is big</b> .....	<b>69</b>
<b>UNIT XIV</b>	<b>What rooms are in my Home?</b>	<b>77</b>
<b>REFERENCES</b>	.....	<b>84</b>

**UNIT I**  
**INTRODUCING YOURSELF**  
*(Perkenalan diri)*

**1. Some expressions (*beberapa ungkapan*)**

- What is your name?
- My name is Ayu.
- Where are you from?
- I am from Denpasar.
- What grade are you in?
- I am in grade four.

**2. Introducing Someone (*memperkenalkan seseorang*)**

- What is his name?
- His name is Komang.
- Hi friends, this is my friend, Komang.
- He is nine years old.



### 3. Greetings (*salam*)

- Hello
- Good Morning : *Selamat pagi*
- Good afternoon : *Selamat siang/sore*
- Good evening : *Selamat malam*
- Hi

### 4. Closing (*penutup*)

- Goodbye. : *Selamat tinggal*
- Good night. : *selamat malam*
- Have a nice day. : *semoga harimu menyenangkan*
- See you next time. : *Sampai jumpa lagi*

### Reading

Good morning friends, How are you today? My name is Sali. I am from Denpasar. I live at Nakula street no. 14 with my family. I am nine years old. Now, I am a fourth-grade student of SDN 3 Sibang. My hobby is dancing. Nice to meet you.

## Questions

1. Where does Sali live?
2. How old is Sali?
3. What is Sali's hobby?
4. Now, it is your turn to introduce yourself in front of the class.

## **Vocabulary (Kosakata)**

name : *nama*

grade : *kelas*

live : *tinggal*

age : *usia*

class : *kelas*

hobby : *hobi/kesukaan*

in front of : *di depan*

**Now write a report about your classmate. Use the model below to help you. (*Sekarang tulislah laporan tentang teman sekelasmu. Gunakan model di bawah ini untuk membantumu*).**

Hello! My name is \_\_\_\_\_. I will introduce my friend to you. This is my partner. His/Her name is \_\_\_\_\_. You can call him/her \_\_\_\_\_. His/Her favorite color is \_\_\_\_\_ and his/her favorite number is \_\_\_\_\_.

**UNIT II**  
**MY HOBBY (*Hobi saya*)**

**1. Some expressions (*beberapa ungkapan*)**

- What is your hobby? (*apakah hobimu?*)
- My hobby is..... (*hobi saya adalah . . .*)
- What is your (mother's) hobby? (*apa hobi ibumu?*)

Mother *bisa diganti* father, brother, sister, uncle, aunt, etc.

- My (mother's) hobby is gardening. (*Hobi ibu saya berkebun*).

**2. Kinds of hobby (*jenis-jenis hobi*)**

dancing	: <i>menari</i>
painting	: <i>melukis</i>
singing	: <i>menyanyi</i>
swimming	: <i>berenang</i>
playing football	: <i>bermain sepak bola</i>
cooking	: <i>memasak</i>

reading : *membaca*  
travelling : *bepergian*  
watching : *menonton*  
cycling : *bersepeda*  
gardening : *berkebun*  
listening to music: *mendengarkan music*  
reading : *membaca*  
writing : *menulis*  
drawing : *menggambar*  
fishing : *memancing*  
climbing : *mendaki*  
hiking : *lintas alam*  
playing guitar: *bermain gitar*  
riding a horse : *menunggang kuda*  
taking photo : *memotret*

**Look at the pictures, what are their hobbies?**

**(lihat gambar, apa hobi mereka)**



1



2



3



4



5



6



7



8

## **Reading**

Hello friends, my name is Ayu. My hobby is dancing. I like Balinese dance. I have a sister and a brother. My sister's hobby is singing and my brother's hobby is playing football. That's all about my hobby.

## **Questions**

1. What is Ayu's hobby?
2. What kind of dance does Ayu like?

3. What is her sister' hobby?
4. What is her brother's hobby?
5. Now, it is your turn to tell your hobby in front of the class.

**Vocabulary (kosakata)**

father	: <i>ayah</i>
brother	: <i>saudara laki-laki</i>
sister	: <i>saudara perempuan</i>
uncle	: <i>paman</i>
aunt	: <i>bibi</i>
Balinese dance	: <i>tari Bali</i>
tell	: <i>menceritakan</i>

**Loo7**

k at the pictures, choose and circle the correct option. (*Lihat gambar, pilih dan lingkari pilihan yang benar*)



- a) taking photos
- b) fishing
- c) reading books
- d) gardening



- a) dancing
- b) watching TV
- c) cycling
- d) painting



- a) doing puzzles
- b) riding a horse
- c) hiking
- d) listening to music



- a) climbing
- b) playing the guitar
- c) singing songs
- d) cooking



5



- a) hiking
- b) watching TV
- c) cooking
- d) riding a horse

6



- a) singing songs
- b) doing puzzles
- c) taking photos
- d) playing the guitar

7



- a) gardening
- b) painting
- c) listening to music
- d) reading books

8



- a) fishing
- b) cycling
- c) dancing
- d) climbing

9



- a) listening to music
- b) reading books
- c) playing the guitar
- d) doing puzzles

10



- a) cooking
- b) hiking
- c) climbing
- d) fishing

11



- a) dancing
- b) singing songs
- c) riding a horse
- d) watching TV

12



- a) gardening
- b) taking photos
- c) cycling
- d) painting



- a) cycling
- b) climbing
- c) painting
- d) dancing



- a) taking photos
- b) riding a horse
- c) cooking
- d) reading books



- a) hiking
- b) gardening
- c) fishing
- d) listening to music



- a) playing the guitar
- b) doing puzzles
- c) watching TV
- d) singing songs

## UNIT III

### WHAT COLOR IS THIS? (*Warna apakah ini?*)

#### 1. Some expressions (*beberapa ungkapan*)

- What color is this? (*Warna apakah ini?*)
- This is red. (*Ini warna merah*)
- What is the color of your (bag)? (*Apa warna tasmu?*)
- My bag's color is blue. (*Warna tas saya biru*)  
Bag bisa diganti dengan benda yang lain, seperti shoes, shirt, skirt, socks, etc.
- What is your favorite color? (*Apa warna kesukaanmu?*)
- My favorite color is white. (*Warna kesukaan saya putih*).

#### 2. Kinds of color (*jenis-jenis warna*)

black	: <i>hitam</i>
blue	: <i>biru</i>
brown	: <i>cokelat</i>

green	: <i>hijau</i>
grey	: <i>abu-abu</i>
orange	: <i>oranye/jingga</i>
pink	: <i>merah muda</i>
purple	: <i>ungu</i>
red	: <i>merah</i>
white	: <i>putih</i>
yellow	: <i>kuning</i>

**Answer the questions bellow. (Jawablah pertanyaan di bawah).**

1. What is the color of milk?  
The color of milk is **white**.
2. What is the color of grass?
3. What is the color of sea?
4. What is the color of grapes?
5. What is the color of banana?
6. What is the color of stone?

Match the images on the left with their colors on the right. (*Cocokkan gambar di sebelah kiri dengan warnanya di sebelah kanan*)



●

● yellow



●

● purple



●

● red



●

● blue



●

● green



●

● brown



●

● orange

**Find eleven colors from the following box. It can be vertical or horizontal. (*Temukan sebelas warna pada kotak di bawah. Bisa dari vertikal atau horizontal*)**

H	L	M	G	R	E	Y
J	N	P	R	P	P	E
B	L	U	E	O	I	L
L	Z	R	E	X	N	L
A	H	P	N	Y	K	O
C	B	L	D	I	G	W
K	R	E	D	J	B	X
G	O	R	A	N	G	E
D	W	H	I	T	E	W
Z	N	C	Q	L	H	V

**Vocabulary (kosakata)**

milk	: <i>susu</i>
grass	: <i>rumput</i>
sea	: <i>laut</i>
grapes	: <i>anggur</i>
banana	: <i>pisang</i>
stone	: <i>batu</i>



## UNIT IV

### WHAT FRUIT IS IT? (*Buah apa ini?*)

#### 1. Some expressions (*beberapa ungkapan*)

- Do you like fruits? (*Kamu suka buah-buahan?*)
- Yes, I do. (*Ya, saya suka*).
- What fruits do you like? (*Buah apa yang kamu suka*)
- I like apple. (*Saya suka apel*).

#### 2. Kinds of fruit (*jenis-jenis buah*)

apple	: <i>apel</i>
banana	: <i>pisang</i>
cherry	: <i>ceri</i>
durian	: <i>durian</i>
grapes	: <i>anggur</i>
jack fruit	: <i>nangka</i>
pineapple	: <i>nanas</i>
strawberry	: <i>stroberi</i>

mango	: <i>mangga</i>
papaya	: <i>pepaya</i>
watermelon	: <i>semangka</i>
tangerine	: <i>jeruk keprok</i>
pomegranate	: <i>delima</i>

**Guess what fruit am I! (*Tebak, buah apakah aku?*)**

watermelon   banana   lemon   pineapple   orange
--

1. I am yellow and monkeys like to eat me.
2. I grow on small bushes. I am yellow and can be used for jam.
3. My name is the same as the color. I may be sweet or sour.
4. I am green on the outside and red on the inside. A lot of me is just water. I have black seeds.
5. I am very sour and yellow is the color of my skin.

Complete the words of fruit with the right letters.  
(Lengkapi kata-kata buah dengan huruf yang tepat).

gr \_ \_ \_ \_



st \_ \_ w \_ e \_ \_ y



l \_ \_ \_ \_



m \_ \_ g \_







p \_ n \_ ap \_ \_ \_







b \_ n \_ n \_



Look at the pictures, choose and circle the correct option. (*Lihat gambar, pilih dan lingkari pilihan yang benar*)

<p>1</p> 	<p>2</p> 
<p>a) cherry b) apple c) grapes</p>	<p>a) banana b) coconut c) avocado</p>
<p>3</p> 	<p>4</p> 
<p>a) pear b) plum c) mango</p>	<p>a) melon b) lemon c) orange</p>

<p>5</p> 	<p>6</p> 
<p>a) melon b) orange c) lemon</p>	<p>a) kiwi b) cherry c) mango</p>
<p>7</p> 	<p>8</p> 
<p>a) avocado b) tangerine c) pomegranate</p>	<p>a) strawberry b) raspberry c) blackberry</p>

**Vocabulary (kosakata)**

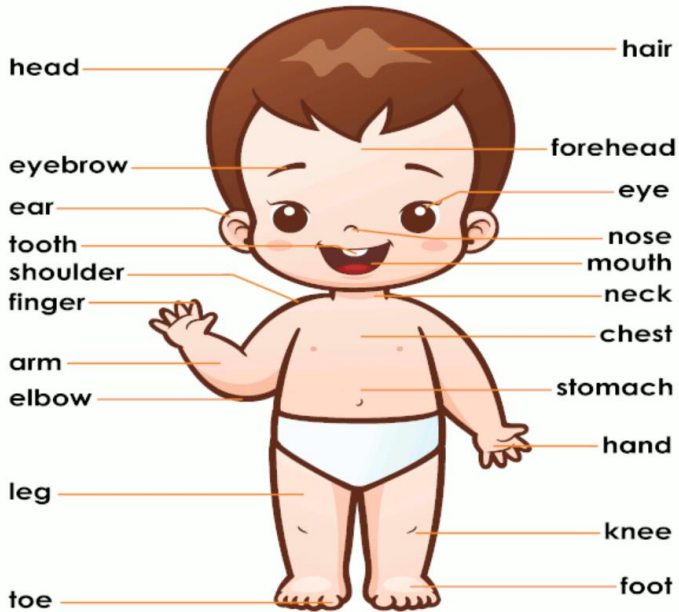
monkey : *monyet*

bushes : *semak-semak*

grow : *tumbuh*

small	: <i>kecil</i>
jam	: <i>selai</i>
sweet	: <i>manis</i>
sour	: <i>asam</i>
outside	: <i>bagian luar</i>
inside	: <i>bagian dalam</i>
water	: <i>air</i>
seed	: <i>biji</i>
skin	: <i>kulit</i>

**UNIT V**  
**MY BODY PARTS (*Bagian tubuhku*)**



**Parts of Body**

head : *kepala*

arm : *lengan*

hair : *rambut*

eyebrow : *alis*

forehead : *dahi*

eye : *mata*

nose : *hidung*

mouth : *mulut*

ear	: <i>telinga</i>	neck	: <i>leher</i>
tooth	: <i>gigi</i>	chest	: <i>dada</i>
shoulder	: <i>bahu</i>	stomach	: <i>perut</i>
finger	: <i>jari tangan</i>	hand	: <i>tangan</i>
elbow	: <i>siku</i>	knee	: <i>lutut</i>
leg	: <i>tungkai kaki</i>	foot	: <i>kaki</i>
toe	: <i>jari kaki</i>		

**Choose the correct answer and write in the blanks.**

***(Pilihlah jawaban yang tepat dan tulislah pada tempat yang kosong).***

1. We have . . . sense organs. (five / seven)
2. We see with our . . . . . (ears / eyes)
3. Our . . . help us to hear. (skin / ears)
4. We can . . . with our nose. (smell / hear)
5. We can . . . ice cream with our tongue. (see / taste)
6. Our skin helps us to . . . things. (see / feel)
7. We listen to music with our . . . . . (nose / ears)



8. We watch cartoons with our . . . . . (eyes / hand)

**Match the following. (Cocokkan yang berikut)**

1. We wear a tie round our . . . shoulder
2. We hold a bat with our . . . neck
3. We carry our bag on our . . . waist
4. We wear shoes on our . . . hands
5. We wear a belt round our . . . feet

**Vocabulary (kosakata)**

sense	: <i>indera</i>
see	: <i>melihat</i>
hear	: <i>mendengar</i>
smell	: <i>bau</i>
taste	: <i>merasakan/mencicipi</i>
feel	: <i>merasakan sentuhan</i>
skin	: <i>kulit</i>
listen	: <i>mendengarkan</i>

watch	: <i>menonton</i>
cartoon	: <i>kartun</i>
tie	: <i>dasi</i>
shoes	: <i>sepatu</i>
bat	: <i>pemukul</i>
belt	: <i>ikat pinggang</i>
bag	: <i>tas</i>
carry	: <i>membawa</i>
waist	: <i>pinggang</i>

**Sing this song and touch the parts of your body with both hands in time with the song. (*Nyanyikan lagu ini dan sentuh bagian tubuhmu dengan kedua tangan sesuai dengan lagunya*)**

*Head, shoulders, knees and toes,  
Head, shoulders, knees and toes,  
Eyes and ears and mouth and nose,  
Head, shoulders, knees and toes.*

**UNIT VI**  
**ANIMALS (*Binatang*)**

**Kinds of animal. (*jenis-jenis binatang*)**

**1. Wild animals (*binatang liar*)**

bear : *beruang*

crocodile : *buaya*

elephant : *gajah*

fox : *rubah*

giraffe : *jerapah*

lion : *harimau*

panda : *panda*

snake : *ular*

tiger : *macan*

wolf : *serigala*

**2. Tame animals (*binatang jinak*)**

cat : *kucing*

chicken : *ayam*

cow : *sapi*

dog	: <i>anjing</i>
duck	: <i>bebek</i>
fish	: <i>ikan</i>
goat	: <i>kambing</i>
horse	: <i>kuda</i>
rabbit	: <i>kelinci</i>
sheep	: <i>domba</i>

**Fill the blank words below with the right letters.**  
*(Isilah kata-kata yang kosong dengan huruf yang tepat)*

- C \_ \_ (*kucing*)
- \_ \_ \_ N (*singa*)
- W \_ \_ L \_ (*paus*)
- \_ O \_ K \_ Y (*monyet*)
- \_ \_ \_ E \_ (*macan*)
- E \_ \_ \_ \_ (*elang*)
- \_ \_ A \_ \_ (*hiu*)

2. S \_ U \_ \_ \_ E L (*tupai*)
3. \_ H \_ \_ O \_ E \_ O \_ (*badak*)
4. \_ \_ A G \_ N \_ \_ Y (*capung*)

**Fill the blanks with the given words. (*Isilah bagian yang kosong dengan kata-kata yang diberikan*)**

*banana    elephant    grass    fish    milk*  
*egg    carrot    blood    dog    meat*

1. A \_\_\_\_\_ likes eating bone.
2. A monkey eats \_\_\_\_\_.
3. A cat likes to eat \_\_\_\_\_.
4. A lion likes to eat \_\_\_\_\_.
5. A \_\_\_\_\_ has a trunk and wide ears.
6. A goat eats \_\_\_\_\_.
7. A chicken produces \_\_\_\_\_.
8. A cow produces \_\_\_\_\_.
9. A rabbit likes to eat \_\_\_\_\_.
10. A mosquitos likes to eat \_\_\_\_\_.

**Fill the blanks with the words below. (*Isilah bagian yang kosong dengan kata-kata di bawah*)**



This is a \_\_\_\_\_.

It eats \_\_\_\_\_.


It produces \_\_\_\_\_.



This is a \_\_\_\_\_.

It can \_\_\_\_\_.

It eats \_\_\_\_\_.



This is a \_\_\_\_\_.

It eats \_\_\_\_\_.

It has \_\_\_\_\_.

*egg      frog      insects      milk*  
*corn      grass      comb      chicken      jump*

### **Vocabulary (kosakata)**

bone	: <i>tulang</i>
corn	: <i>jagung</i>
comb	: <i>jengger</i>
carrot	: <i>wortel</i>
egg	: <i>telur</i>
eat	: <i>makan</i>
frog	: <i>katak</i>
jump	: <i>lompat</i>
insect	: <i>serangga</i>
mosquito	: <i>nyamuk</i>
produce	: <i>menghasilkan</i>
trunk	: <i>belalai</i>
wide	: <i>lebar</i>

**UNIT VII**  
**MY FAMILY (*Keluargaku*)**

**1. State the number of people in your family.**

*(Sebutkan jumlah anggota keluargamu)*

There are . . . . . people in my family. (*Ada . . . . . orang di rumahku*).

**2. Who are they? (*Siapa saja mereka?*)**

grandfather	: <i>kakek</i>
grandmother	: <i>nenek</i>
father	: <i>ayah</i>
mother	: <i>ibu</i>
brother	: <i>saudara laki-laki</i>
sister	: <i>saudara perempuan</i>
aunt	: <i>bibi</i>
uncle	: <i>paman</i>
cousin	: <i>sepupu</i>
parents	: <i>orangtua</i>
daughter	: <i>anak perempuan</i>
son	: <i>anak laki-laki</i>



**Match the following words. (Cocokkan kata-kata berikut).**

<ul style="list-style-type: none"> <li>• Our father and mother</li> <li>• Father of our mother</li> <li>• Mother of our father</li> <li>• Brother of our father</li> <li>• Sister of mother</li> </ul>	<p>Aunt</p> <p>Grandfather</p> <p>Parents</p> <p>Grandmother</p> <p>Uncle</p>
--	---


**Write True or False. (Tulis benar atau salah)**



1. Amy is Josh's daughter. \_\_\_\_\_
2. Marie is Josh's wife. \_\_\_\_\_

3. Josh is Lucy's grandfather. \_\_\_\_\_
4. Michael is Frank's brother. \_\_\_\_\_
5. Marie is Michael's mother. \_\_\_\_\_
6. Lucy is Frank's aunt. \_\_\_\_\_

### Family Tree



My name is Peter, this is my family tree. Can you work out who's in my family?

1. My mother's name is \_\_\_\_\_
2. Gertrudes is my \_\_\_\_\_
3. My father's name is \_\_\_\_\_
4. Lucy is my \_\_\_\_\_

5. My aunt name is \_\_\_\_\_
6. Harry is my \_\_\_\_\_
7. My uncle name is \_\_\_\_\_
8. My second sister name is \_\_\_\_\_

## UNIT VIII

### NUMBER (*Nomor*)

**Let's count 1 to 1.000.000 (*Ayo berhitung 1 sampai 1.000.000*)**

 One	 Two	 Three	 Four	 Five
 Six	 Seven	 Eight	 Nine	 Ten
 Eleven	 Twelve	 Thirteen	 Fourteen	 Fifteen
 Sixteen	 Seventeen	 Eighteen	 Nineteen	 Twenty
 Thirty	 Forty	 Fifty	 Sixty	 Seventy
 Eighty	 Ninety	 One hundred	 One thousand	 One million

**Listen and check! (*Dengarkan dan koreksi*)**

5

7

3

6

8

2







1

4

10

9

Look and write! (*Lihat dan tulis*)

Objects	Numbers
	5 chairs
	_____ pencils
	_____ erasers
	_____ rulers
	_____ tables
	_____ pencil cases



## Look and Match



Fifty eight



Sixty two

Sixty seven

Seventy five

Eighty nine

Fifty six

Seventy two




Sixty five

Ninety two

Ninety eight



**Look and match ! (Lihat dan cocokkan)**

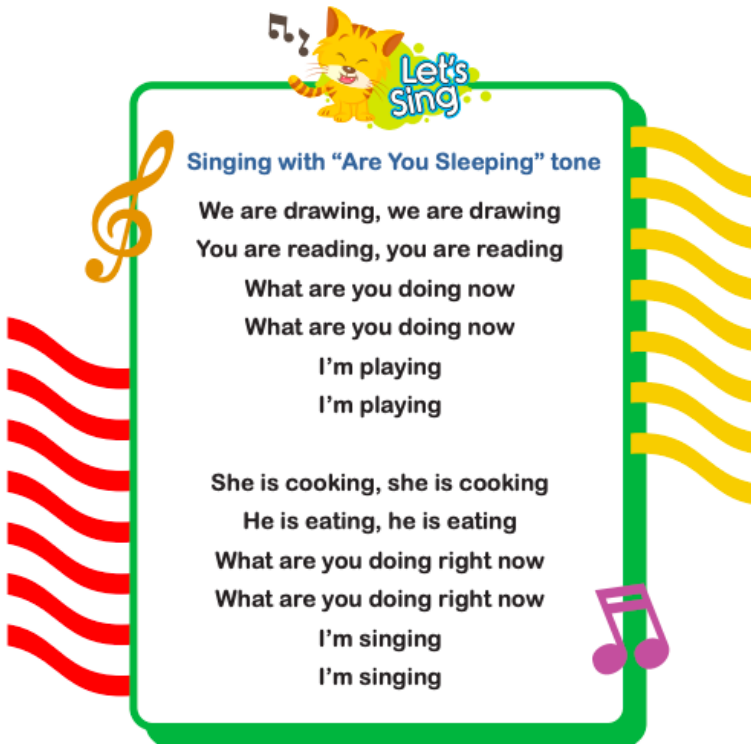


- I have four erasers.
- I have five books.
- I have ten pencils.
- I have three bags.
- I have seven rulers.
- I have one table.



**UNIT IX**  
**WHAT ARE YOU DOING? (*Apa yang Kamu***  
***Lakukan?*)**

**Let's sing ! (*Ayo bernyanyi*)**



**Singing with "Are You Sleeping" tone**

**We are drawing, we are drawing  
You are reading, you are reading  
What are you doing now  
What are you doing now  
I'm playing  
I'm playing**

**She is cooking, she is cooking  
He is eating, he is eating  
What are you doing right now  
What are you doing right now  
I'm singing  
I'm singing**

Look and say! (*Lihat dan ucapkan*)



Aisyah is **reading** a book  
in the library.



Cici is **writing**  
in the classroom.



Joshua is **watching** TV  
in the living room.



Made and Cici **are having**  
**lunch** in the canteen.



Aisyah and Cici are going to school by bike.



Aisyah and Cici are dancing "Tari Piring" in the classroom.

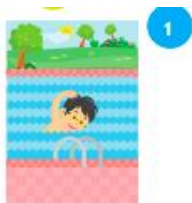


Joshua and his friends are going to school on foot.



Made and his friends are playing marbles in the schoolyard.

Look and write! (*Lihat dan tulis*)



Joshua is \_\_\_\_\_



Cici is \_\_\_\_\_



Joshua is \_\_\_\_\_



Cici and her friends are \_\_\_\_\_



Aisyah is \_\_\_\_\_



Made is \_\_\_\_\_



Made is \_\_\_\_\_



Joshua and Made are \_\_\_\_\_

**Look and write! (*Lihat dan tulis*)**



**Example**

The students are playing in the schoolyard.



Made is .....at the canteen.



The students.....



The teacher.....in the classroom.



Cici is ..... the book in the library.



Cici is .....in canteen.

## Vocabulary (*kosakata*)

1. Reading : *membaca*
2. Writing : *menulis*
3. Going : *pergi*
4. Dancing : *menari*
5. Watching : *menonton*
6. Having lunch : *makan siang*
7. Borrowing : *meminjam*
8. Buying : *membeli*
9. Playing : *bermain*

## My New words





## UNIT X

### WHERE IS MY PENCIL? (*Dimanakah Pensilku?*)

Look and say! (*Lihat dan ucapkan*)

*In the living room*



clock



picture



shelf



television



cupboard



lamp



sofa



vase



table



sofa

### Vocabulary (*kosakata*)

clock : *jam dinding*

picture : *lukisan*

shelf : *rak*

television	: <i>televisi</i>
cupboard	: <i>lemari</i>
lamp	: <i>lampu</i>
sofa	: <i>sofa</i>
table	: <i>meja</i>
vase	: <i>vas bunga</i>

*In the bedroom*



## Vocabulary (*kosakata*)

wardrobe : *lemari pakaian*

pillow : *bantal*

blanket : *selimut*

bolster : *guling*

bed : *tempat tidur*

chair : *kursi*

mirror : *cermin*



Let's arrange the words! (*Ayo susun kata-katanya!*)

**B-T-L-E-A**

**C-K-L-O-C**

.....

.....

**F-O-S-A**

**R-E-T-U-C-I-P**

.....

.....

**M-L-A-P**

**S-V-A-E**

.....

.....

**V-I-L-E-T-E-S-I-O-N**

.....



1. There is a bed in the bedroom.
2. There are 2 ..... on the bed.
3. There is ..... between two bolsters.
4. There .....blanket on the .....
5. There are a..... on the table.

Match the word and pictures! (*Cocokkan kata dan gambar*)

Table

Lamp

Cupboard

Picture

Shelf

Vase

Television

Sofa

Clock

Bed

Pillow

Bolster

Wardrobe

Pillow

**UNIT XI**  
**TRANSPORTATION (*Transportasi*)**



**The Wheels on the Bus**

The wheels on the bus go round and round  
Round and round round and round  
The wheels on the bus go round and round  
All through the town

The wiper on the bus go wuush wuush wuush  
wuush wuush wuush wuush wuush wuush  
The wiper on the bus go wuush wuush wuush  
All through the town

The people on the bus go up and down  
Up and down up and down  
The people on the bus go up and down  
All through the town

The money on the bus go cling cling cling  
Cling cling cling cling cling cling  
The money on the bus go cling cling cling  
All through the town



It is a **bike**.



It is a **pedicab**.



That is a **boat**.



That is a **ship**.



That is a **truck**.



That is a **bus**.

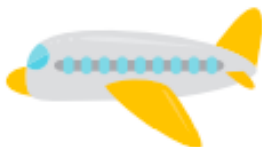




It is a **motorcycle**.



That is a **car**.



That is a **plane**.



It is a **helicopter**.



That is a **train**.

**Vocabulary (*kosakata*):**

bike	: <i>sepeda</i>
pedicab	: <i>becak</i>
boat	: <i>kapal laut</i>
ship	: <i>kapal layar</i>
truck	: <i>truk</i>
bus	: <i>bis</i>
motorcycle	: <i>sepeda motor</i>
car	: <i>mobil</i>
plane	: <i>pesawat</i>
helicopter	: <i>helikopter</i>
train	: <i>kereta api</i>

Look and write! (*Lihat dan tulis*)

1



Bike

\_\_\_\_\_

2



\_\_\_\_\_

3



\_\_\_\_\_

4



\_\_\_\_\_

5



\_\_\_\_\_

6



\_\_\_\_\_

7



\_\_\_\_\_

8



\_\_\_\_\_

9



\_\_\_\_\_

10



\_\_\_\_\_

**Look and match! (*Lihat dan cocokkan*)**



- A. Mother goes to the market on foot.
- B. Made rides a bike around the Townsquare.
- C. Mr. Udin goes to work by motorcycle.
- D. Mrs Maria goes to supermarket by car.
- E. Mr Surya goes to Jakarta by plane.
- F. Aisyah goes to school by pedicab.

## UNIT XII

### WHAT IS YOUR OCCUPATION? (*Apakah pekerjaanmu?*)

Let's look and say! (*Ayo lihat dan ucapkan*)

**doctor**



**teacher**



**nurse**



**police officer**



**chef**



**firefighter**



**pilot**



**postman**



**Vocabulary (*kosakata*):**

doctor	: <i>dokter</i>
teacher	: <i>guru</i>
nurse	: <i>perawat</i>
police officer	: <i>polisi</i>
chef	: <i>tukang masak</i>
firefighter	: <i>pemadam kebakaran</i>
pilot	: <i>pilot</i>
postman	: <i>tukang pos</i>
clown	: <i>badut</i>
farmer	: <i>petani</i>
fruit seller	: <i>penjual buah</i>
monk	: <i>pendeta</i>

**Reading (*membaca*)**

My name is Made Suteja. Just call me Made. My school is SD Nusa Indah. I am the student of the fourth class. I will tell about professions that I can find at my school. There are headmistress, teachers, a librarian, school staffs, and a gardener.

Headmistress is the person who lead a school. Teachers are person who teach the students. Librarian is a person who works in a library. School staffs are persons who take care of the school's administration and a gardener is a person who takes care of the school garden.

**Questions:**

1. What is Made?
2. In what class he is now?
3. What does the school's staffs do?
4. What does a gardener do?
5. What does a teacher do?



Look and match! (*Lihat dan cocokkan*)



fireman



doctor



clown

teacher



guard

policeman



driver


shopkeeper




vet

**Look and choose! (*Lihat dan pilih*)**

A **TEACHER** works in a...

	SCHOOL
	HOSPITAL
	THEATER

A **DOCTOR** works in a...

	POLICE OFFICE
	LIBRARY
	HOSPITAL

A **FIRE FIGHTER** works in a...

	FIRE STATION
	MUSEUM
	RESTAURANT

A **CHEF** works in a...

	SUPERMARKET
	RESTAURANT
	POLICE OFFICE


An **ACTOR** works in a...

	MUSEUM
	BAKERY
	THEATER

A **POLICE OFFICER** works in a...

	BANK
	POLICE OFFICE
	SCHOOL

A **NURSE** works in a...

	HOSPITAL
	SCHOOL
	LIBRARY

An **ARTIST** works in a...

	POST OFFICE
	MUSEUM
	BANK

**Choose the right answers in the box (*Pilihlah jawaban yang benar di dalam kotak*).**

*fruit seller   chef   postman   monk*  
*policeman   fisherman   farmer   nurse*  
*teacher   doctor*

1. We can see a \_\_\_\_\_ at the school.
2. We can see a \_\_\_\_\_ at the hospital.
3. We can see a \_\_\_\_\_ at the police station.
4. We can see a \_\_\_\_\_ at the temple.
5. We can see a \_\_\_\_\_ at the sea.
6. We can see a \_\_\_\_\_ at the farm.
7. We can see a \_\_\_\_\_ at the clinic.
8. We can see a \_\_\_\_\_ at the post office.
9. We can see a \_\_\_\_\_ at the restaurant.
10. We can see a \_\_\_\_\_ at the market.

**UNIT XIII**  
**THE ELEPHANT IS BIG** (*Gajah besar*)

**Let's sing**

Sing the song using "Balonku Ada Lima" rythm.

**Animals are in the zoo**  
**Elephant bear sheep and bird**  
**Fish lion and tiger**  
**Giraffe is the tallest one**



**Look and say! (*Lihat dan ucapkan*)**



**Elephant is big**



**Lion is strong**



**Cow is fat**



**Cats are funny**



**Peacock is beautiful**



**Hamsters are small**



**Giraffe are tall**

**Look and match!**



**The peacock is beautiful**

**The tiger is wild**

**The elephant is strong**

**The giraffe is tall**

**The cow is fat**

**The cats are funny**

Choose the correct words! (*Pilihlah kata-kata yang tepat!*)

big – small – funny – fat – strong - beautiful



The elephant is **big**.



The bear is \_\_\_\_.



The cats are \_\_\_\_.



The cows are \_\_\_\_.



The horse is \_\_\_\_.



The mice are \_\_\_\_.



The peacock is \_\_\_\_.



Match the pictures and words. (*Pasangkan gambar dan kata-kata*)



dangerous


lively

colourful

furry

noisy

funny





**Vocabulary (*kosakata*):**


big	: <i>besar</i>
strong	: <i>kuat</i>
fat	: <i>gemuk</i>
funny	: <i>lucu</i>
beautiful	: <i>cantik</i>
small	: <i>kecil</i>
tall	: <i>tinggi</i>
short	: <i>pendek</i>
wild	: <i>ganas</i>
tame	: <i>jinak</i>
dangerous	: <i>berbahaya</i>

## UNIT XIV

### WHAT ROOMS ARE IN MY HOME? (*Ruangan apa saja yang ada di rumahku?*)

Look and choose the right words! (*Lihat dan pilih kata yang tepat*)





bedroom    bathroom    living room  
house    kitchen    dining room

**Read the sentences and choose the correct answer.**

*(Baca kalimat dan pilih jawaban yang tepat)*

*dining room      kitchen      bedroom*

*bathroom    living room    garden*

1. The place in the home where we cook and prepare meals.
2. The place in the home where we sleep.

3. The place in the home where we wash and brush our teeth.
4. The place outside the home where we grow grass and flowers.
5. The place in the home where we watch TV or sit and relax.
6. The place in the home where we eat our meals.

**Match the things to the rooms they are found in.**  
*(Cocokkan barang-barang dengan ruangan tempat mereka ditemukan.)*

- |                 |                |
|-----------------|----------------|
| 1. bucket       | a) dining room |
| 2. gas stove    | b) living room |
| 3. sofa         | c) bedroom     |
| 4. dining table | d) bathroom    |
| 5. bed          | e) kitchen     |

**Emma is learning the different parts of the house in English. She has some definitions and the names. Match them. (*Emma sedang mempelajari berbagai bagian rumah dalam bahasa Inggris. Dia memiliki beberapa definisi dan nama. Cocokkan mereka.*)**

In this room there is a fridge and you can cook.

In this room there is a bed and you sleep there.

In this room there is a shower and toilet and you can brush your teeth.

In this room there are sofas and you can watch TV.

From this place you can see the street and the neighborhood.

*dining room      kitchen      bedroom*

*bathroom      living room*

**Reading. (Membaca)**

**My House**

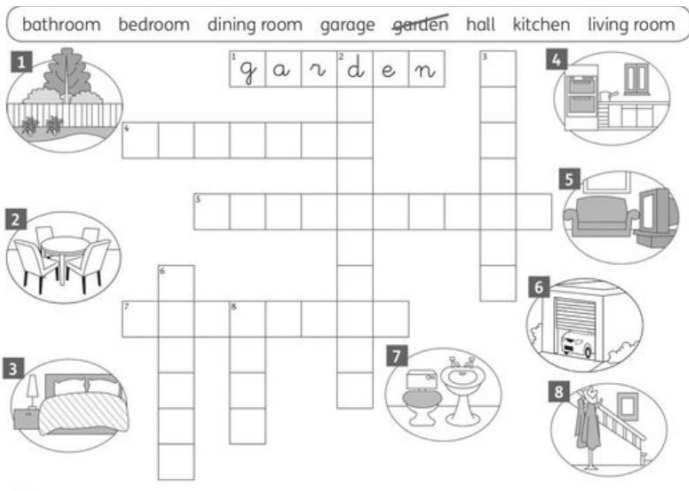
My family lives in a house. Our house is very nice. It has two bedrooms. We cook and eat in the kitchen. We watch TV in the living room. My favorite room is my bedroom. I like to read books and do my homework in my bedroom.

1. My family lives in \_\_\_\_\_.
2. Our house has two \_\_\_\_\_.
3. We cook and eat in the \_\_\_\_\_.
4. We watch TV in the \_\_\_\_\_.
5. My favorite room is \_\_\_\_\_.



6. I like to \_\_\_\_\_ and  
 \_\_\_\_\_ in my bedroom.

**Look and write. (lihat dan tulis)**



**Vocabulary (kosakata):**

- bedroom : kamar tidur
- bathroom : kamar mandi
- living room : ruang tamu
- dining room : ruang makan

kitchen	: <i>dapur</i>
garden	: <i>kebun</i>
bucket	: <i>keranjang</i>
gas stove	: <i>kompur gas</i>
bed	: <i>tempat tidur</i>
garage	: <i>garasi</i>
hall	: <i>penghubung ruang</i>

## REFERENCES

- Azar, Betty S. 1989. *Understanding and Using English Grammar Second Edition*. Prentice Hall Regents: New Jersey
- Collins, John A. 1975. *A Topical Indonesian Vocabulary*. Hogbin Poole Pty Limited: Sidney
- Jason, Renshaw. 2007. *Boost! Writing 4*. Pearson Longman Asia ELT. Hongkong
- Kelly, Miles. 2013. *Nursery Treasury*, Miles Kelly Publishing. UK
- Linse, Caroline dan Schottman, Elly. 2016. *Cambridge Global English Learner's Book 3*. Cambridge University Press. UK
- Linse, Caroline dan Schottman, Elly. 2016. *Cambridge Global English Activity Book 3*. Cambridge University Press. UK

Lewis, Gordon with Bedson, Gunter. 1999. Games  
for Children. Oxford University Press. UK

Riyanto, Slamet. 2008. *Speak English, Please*. Pustaka  
Pelajar: Yogyakarta

Stevenson, Angus. 2010. Oxford University Press.  
New Work